



AUTO CHECK

سەنتەرى Auto Check بۇ پىشكىنى ھەموو جۈرە ئۆتۈمبىلىك

Auto Check Center For Checking all Type Of Car

مركز Auto Check لفحص انواع السيارات

Full Name Of Visitor

J R S

Contact Number

7713232553

Vehicle Model

2023

Vehicle Number

48571

Vehicle Type

ھاپس

Last 6 Digits of VIN

020815

Invoice Number

29

Date

2025-07-05

Inspection Type

ALL

Payment Amount

60,000

Wasta

سىروان

Notes

*
*
*
*
*
*
*
*
*
*
*
*
*

We value your trust in us.

تېبىنى :


پىشكىنە كانمان گەرەنتى ۲۴ كاتۇمېرى لەگەلە

پلاستىك بە شەرت نىيە

سىستەمە كەمان فەحسى برانەوھى لەگەل نىيە

ئىمە دوای پىشكىن بەرپرس نىن لە { طەپەي گېز + دووگەل و بووخارى مەكىنە }

پىئويستە كرىار خۆي تىراي سەيارەكە بكا بۇ دىنباوون لە گېرى ئۆتۈمبىلەكەي





Shop Name: --
Tel: --
Email: --
Address: --

Report ID: MAXIA20250705111756
Test Time: 2025-07-05 11:17:56
Technician: --

2023 Toyota Vehicle Diagnostic Report

Vehicle Information

2023/Toyota/Hiace/Ventury/1GD-FTV
VIN: JTGKN9CP9P6020815

Odometer Reading: 31545 km
License Plate: --

Customer Information

Name: --

Tel: --

Device information

Scanner: MaxiSys MS909&EV
Version: V6.80

Serial Number: VA9GN3C01100
Repair Order Number:
VA9GN3C0110020250705111654128



System Scanned(14)

System	Status/DTC
Engine	✓ 0
SRS airbag	✓ 0
Combination meter	✓ 0
Brake	✓ 0
Main body	✓ 0
Driver door motor	✓ 0
Passenger door motor	✓ 0
Air conditioner	✓ 0
Cruise control	✓ 0
Steering angle sensor (SAS)	✓ 0
Central gateway	✓ 0
Master switch	✓ 0
Navigation system	✓ 0
Immobilizer	✓ 0



DTC (0)

Technician Notes



WORKSHOP

VEHICLE INFO

PLATE NR.	:	DATE	:	7/5/2025
CUSTOMER	:	TIME	:	11:27:27 AM
BRAND	:			
MY	:			
VEHICLE	:			

MEASURING RESULTS

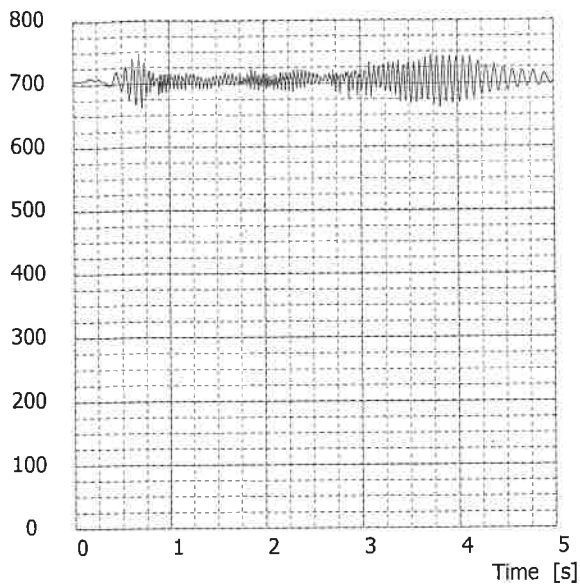
SIDE SLIP FRONT	[m/km]	0.48			PASS
SUSPENSION FRONT LEFT	[%]	73	FRONT LEFT AXLE WEIGHT [kg]	706	PASS
SUSPENSION FRONT RIGHT	[%]	74	FRONT RIGHT AXLE WEIGH [kg]	696	PASS
BRAKE FRONT LEFT FORCE	[dN]	365	BRAKE FRONT LEFT EFFIC. [%]	51	
BRAKE FRONT RIGHT FORCE	[dN]	349	BRAKE FRONT RIGHT EFFIC. [%]	49	
BRAKE FRONT IMBALANCE	[%]	4			PASS
SIDE SLIP REAR	[m/km]	1.12			PASS
SUSPENSION REAR LEFT	[%]	74	REAR LEFT AXLE WEIGHT [kg]	691	PASS
SUSPENSION REAR RIGHT	[%]	76	REAR RIGHT AXLE WEIGHT [kg]	634	PASS
BRAKE REAR LEFT FORCE	[dN]	337	BRAKE REAR LEFT EFFIC. [%]	48	
BRAKE REAR RIGHT FORCE	[dN]	356	BRAKE REAR RIGHT EFFIC. [%]	55	
BRAKE REAR IMBALANCE	[%]	6			PASS
HAND BRAKE LEFT FORCE	[dN]	365	HAND BRAKE LEFT EFFIC. [%]	52	
HAND BRAKE RIGHT FORCE	[dN]	331	HAND BRAKE RIGHT EFFIC. [%]	51	
HAND BRAKE IMBALANCE	[%]	10			PASS
ENGINE POWER	[HP]				
ENGINE POWER	[KW]				
POWER AT WHEELS	[kW]				
ENGINE TORQUE	[NM]				
TORQUE AT WHEELS	[NM]				
VSS AT MAX. TORQUE	[km/h]				
VSS AT MAX. POWER	[km/h]				

NOTES

SUSPENSION TEST RESULTS

front-left

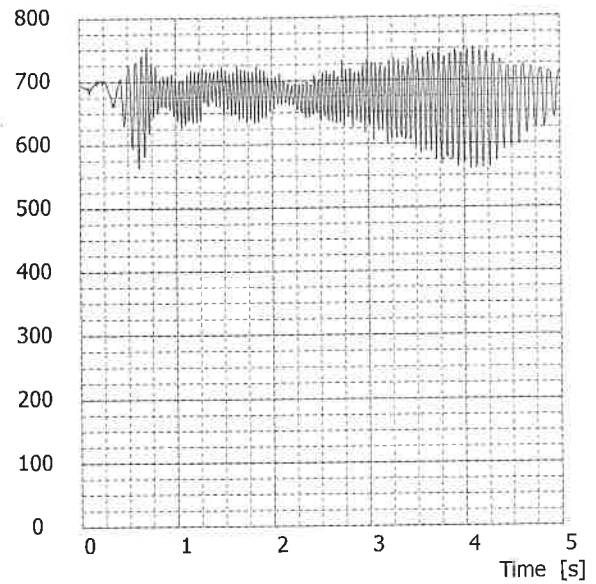
Axle weight [Kg]



HOLD [%] : 73
STATUS : very good

front-right

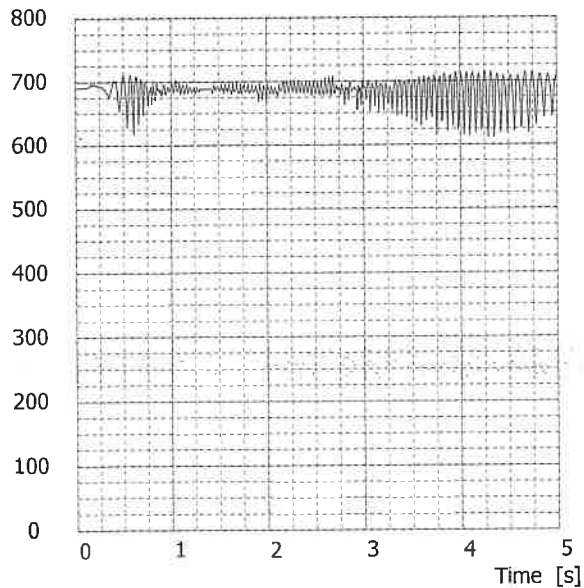
Axle weight [Kg]



HOLD [%] : 74
STATUS : Very good

rear-left

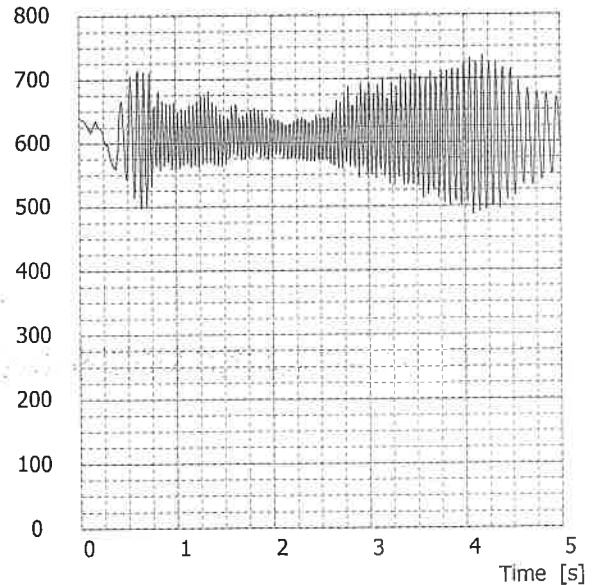
Axle weight [Kg]



HOLD [%] : 74
STATUS : Very good

rear-right

Axle weight [Kg]



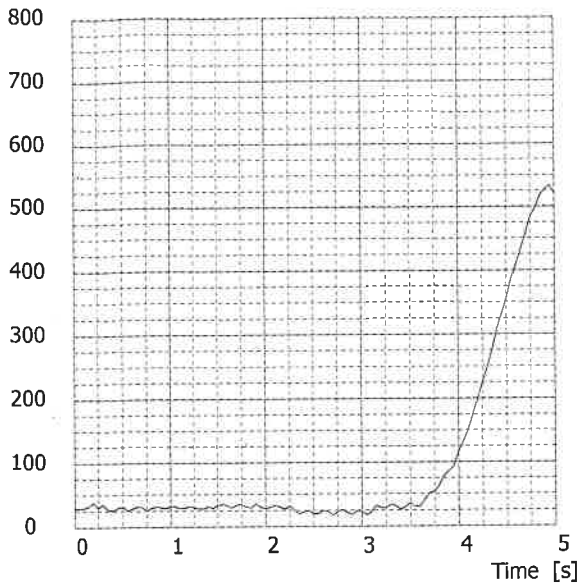
HOLD [%] : 76
STATUS : Very good

Evaluation 0-----10-----20-----30-----40-----50-----60-----70-----80-----90-----100
<- defect -> <-check -> <-- good --> <-very good> < perfect >

BRAKE TEST RESULTS

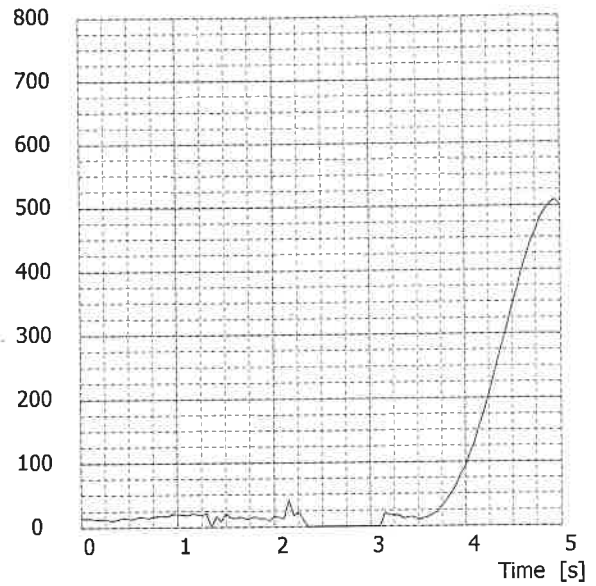
front-left

Braking force [daN]



front-right

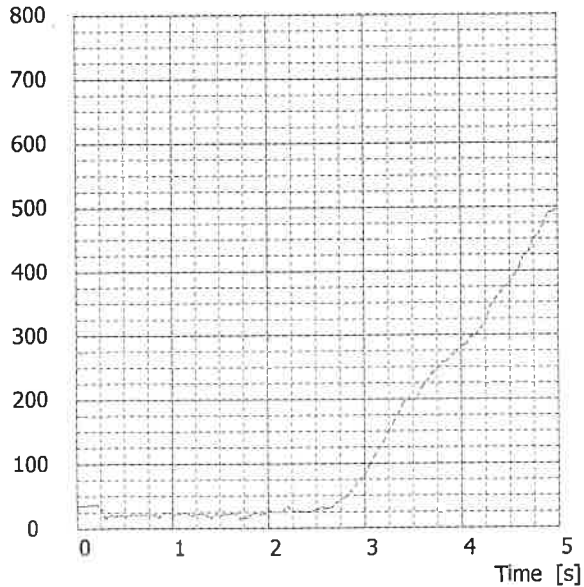
Braking force [daN]



Front left wheel max. braking force [daN] : 365
Front right wheel max. braking force [daN] : 349
Imbalance [%] : 4

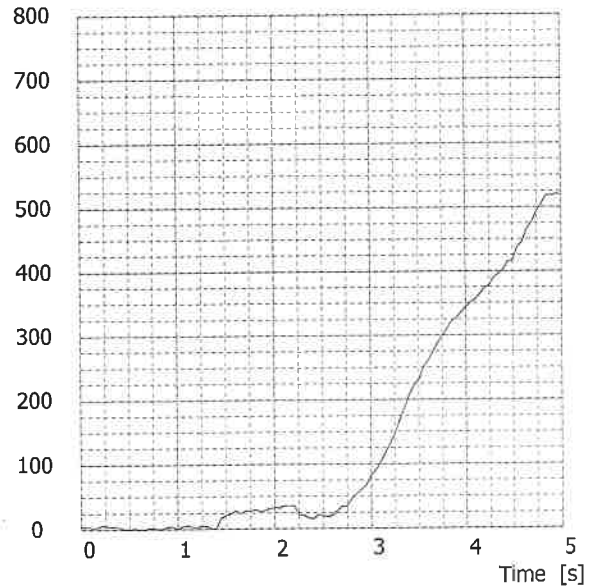
rear-left

Braking force [daN]



rear-right

Braking force [daN]



Rear left wheel max. braking force [daN] : 337
Rear right wheel max. braking force [daN] : 356
imbalance [%] : 6

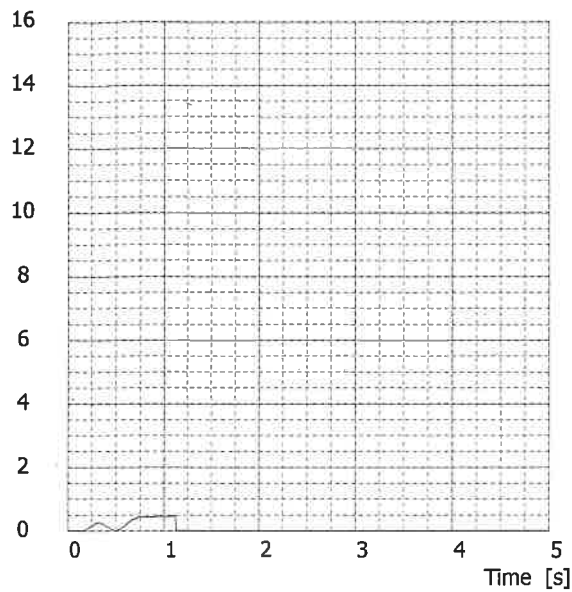
Hand Brake left max. braking force [daN] : 365
Hand Brake right max. braking force [daN] : 331
imbalance [%] : 10

Evaluation 0-----10-----20-----30-----40-----50-----60-----70-----80-----90-----100
<----- pass -----> <----- fail ----->

SIDE SLIP TEST RESULTS

front-left

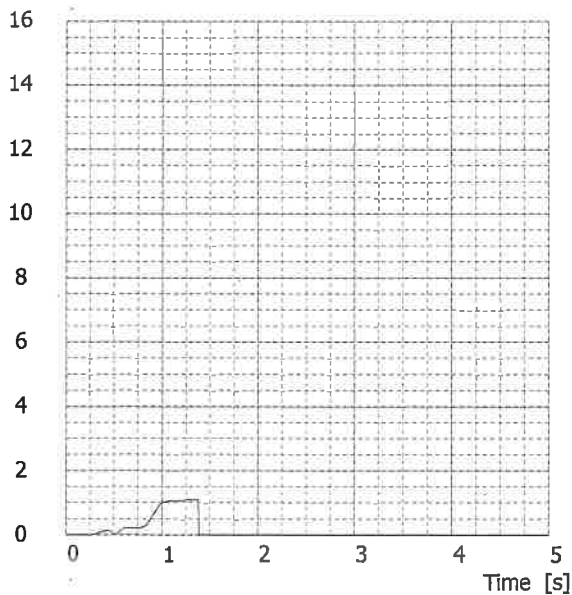
Side slip [m/km]



Side slip [m/km] : 0.48
slip direction : Left
speed [km/h] : 1.62
Status : Pass

rear-left

Side slip [m/km]



Side slip [m/km] : 1.12
slip direction : Left
Speed [km/h] : 1.31
Status : pass

Evaluation 0-----1-----2-----3-----4-----5-----6-----7-----8-----9-----10-----11--
< very good> <- good -> <-critic.-> <----- bad ----->